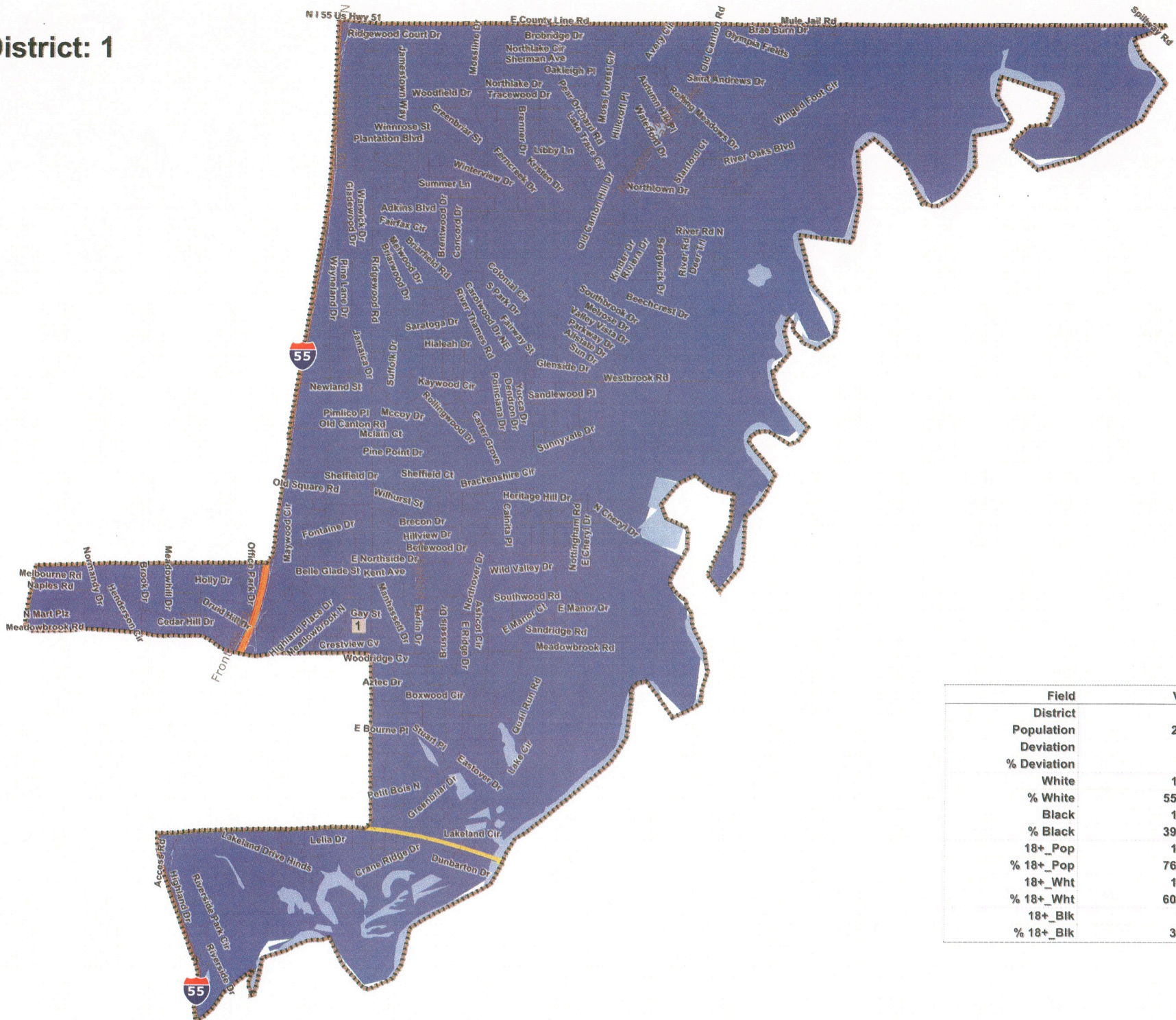


City of Jackson Plan option 1

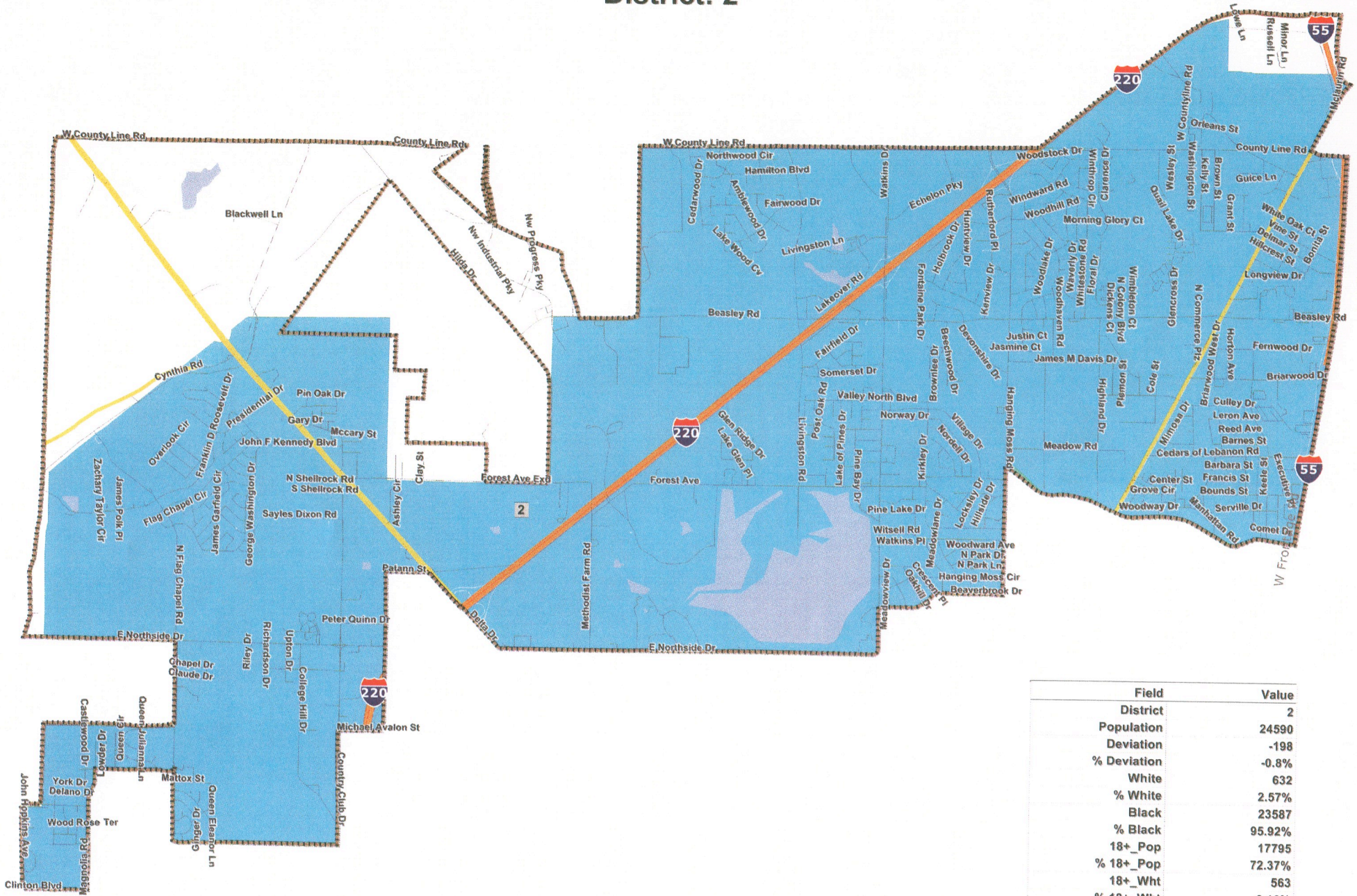
District	Population	Deviation	% Deviation	White	% White	Black	% Black	18+ Pop	% 18+ Pop	18+ Wht	% 18+ Wht	18+ Blk	% 18+ Blk
	0	-24,788	-100%	0	--	0	--	0	--	0	--	0	--
1	25309	521	2.1%	14163	55.96%	10063	39.76%	19425	76.75%	11663	60.04%	6974	35.9%
2	24590	-198	-0.8%	632	2.57%	23587	95.92%	17795	72.37%	563	3.16%	16991	95.48%
3	24065	-723	-2.92%	671	2.79%	23083	95.92%	17671	73.43%	608	3.44%	16865	95.44%
4	25691	903	3.64%	1764	6.87%	23418	91.15%	17826	69.39%	1594	8.94%	15901	89.2%
5	24445	-343	-1.38%	1008	4.12%	23022	94.18%	17649	72.2%	924	5.24%	16439	93.14%
6	24491	-297	-1.2%	3609	14.74%	20418	83.37%	16383	66.89%	3278	20.01%	12842	78.39%
7	24923	135	0.54%	10114	40.58%	14125	56.67%	19289	77.39%	8862	45.94%	9904	51.35%

District: 1



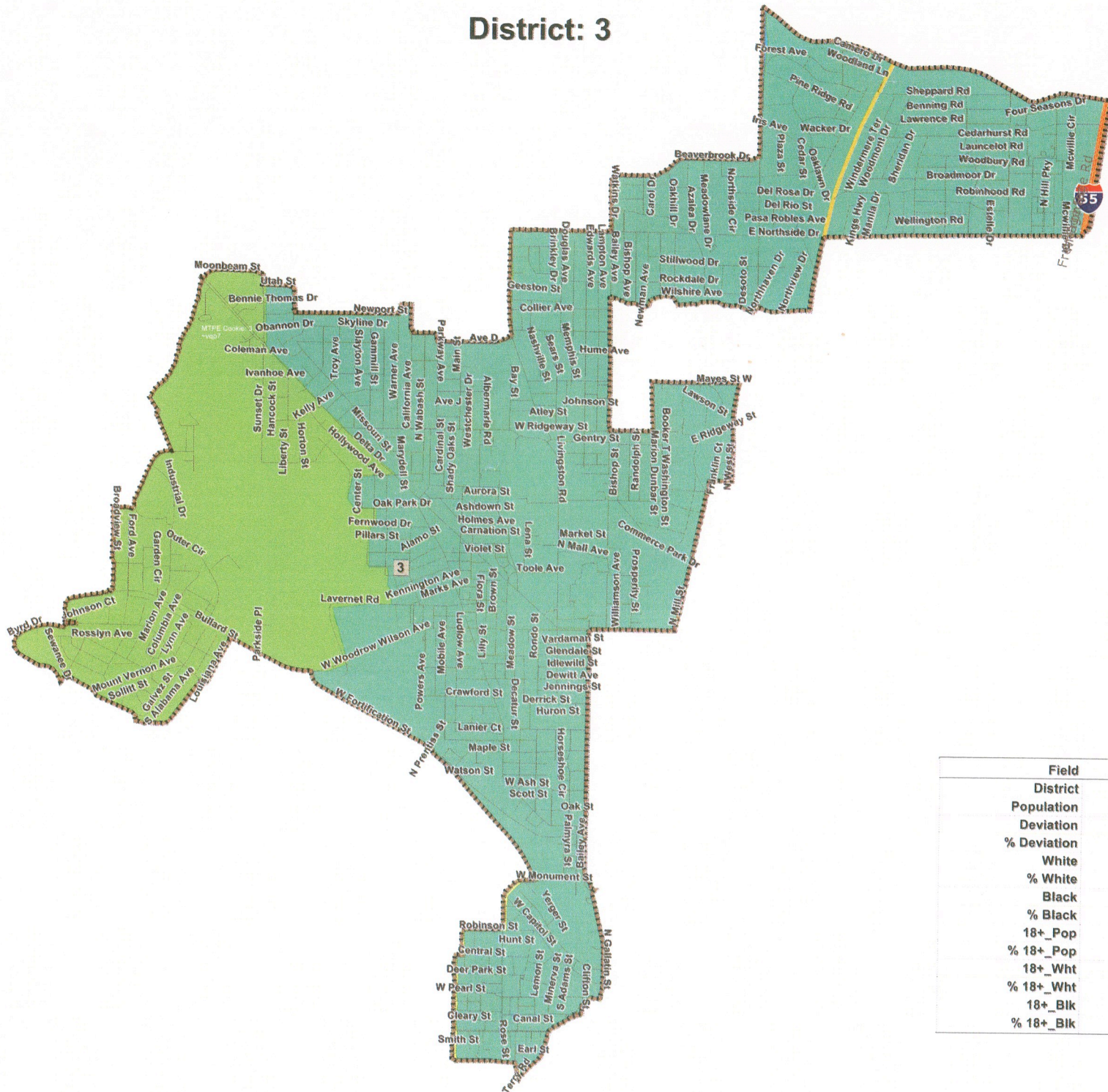
Field	Value
District	1
Population	25309
Deviation	521
% Deviation	2.1%
White	14163
% White	55.96%
Black	10063
% Black	39.76%
18+_Pop	19425
% 18+_Pop	76.75%
18+_Wht	11663
% 18+_Wht	60.04%
18+_Blk	6974
% 18+_Blk	35.9%

District: 2



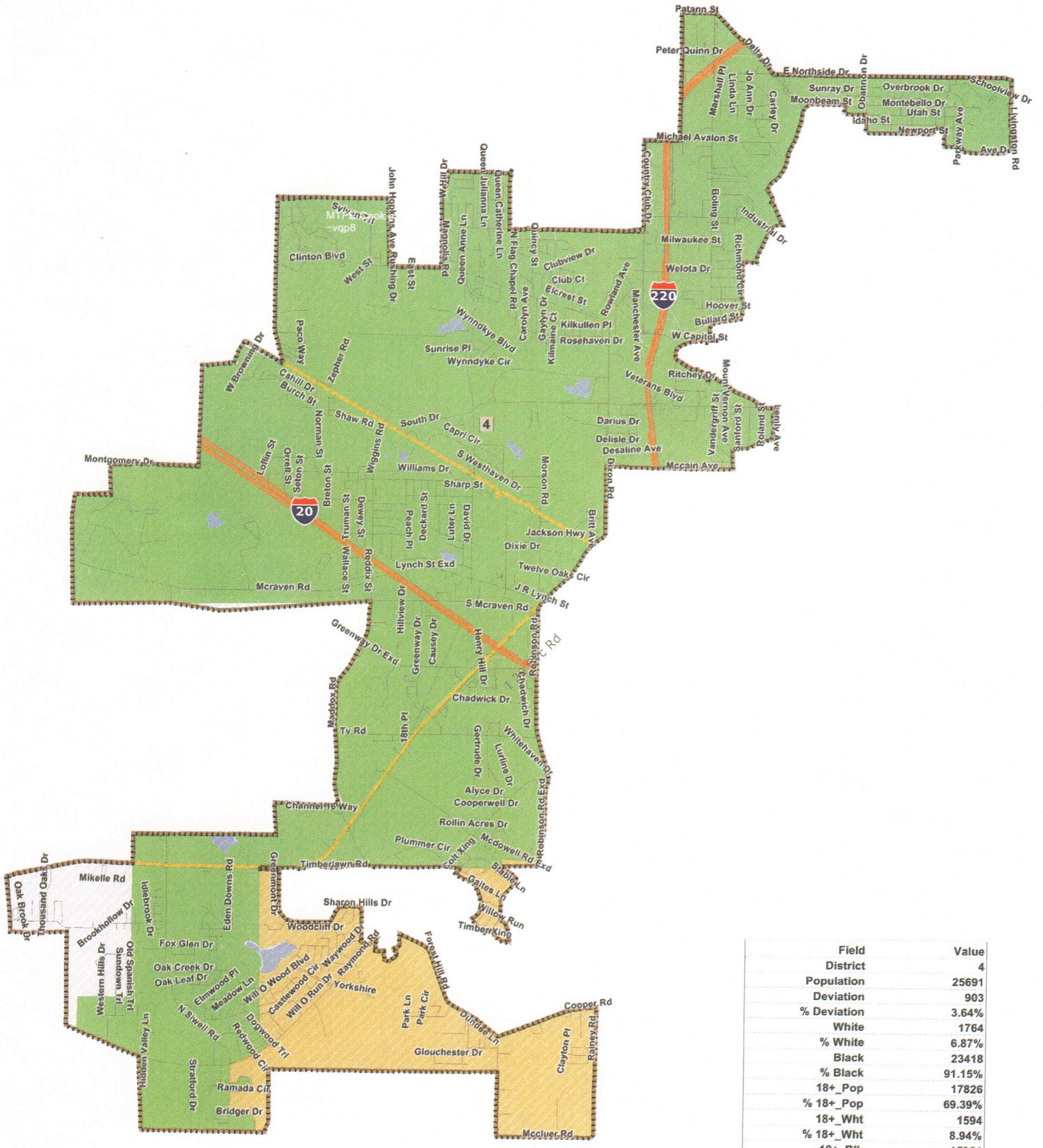
Field	Value
District	2
Population	24590
Deviation	-198
% Deviation	-0.8%
White	632
% White	2.57%
Black	23587
% Black	95.92%
18+_Pop	17795
% 18+_Pop	72.37%
18+_Wht	563
% 18+_Wht	3.16%
18+_Blk	16991
% 18+_Blk	95.48%

District: 3



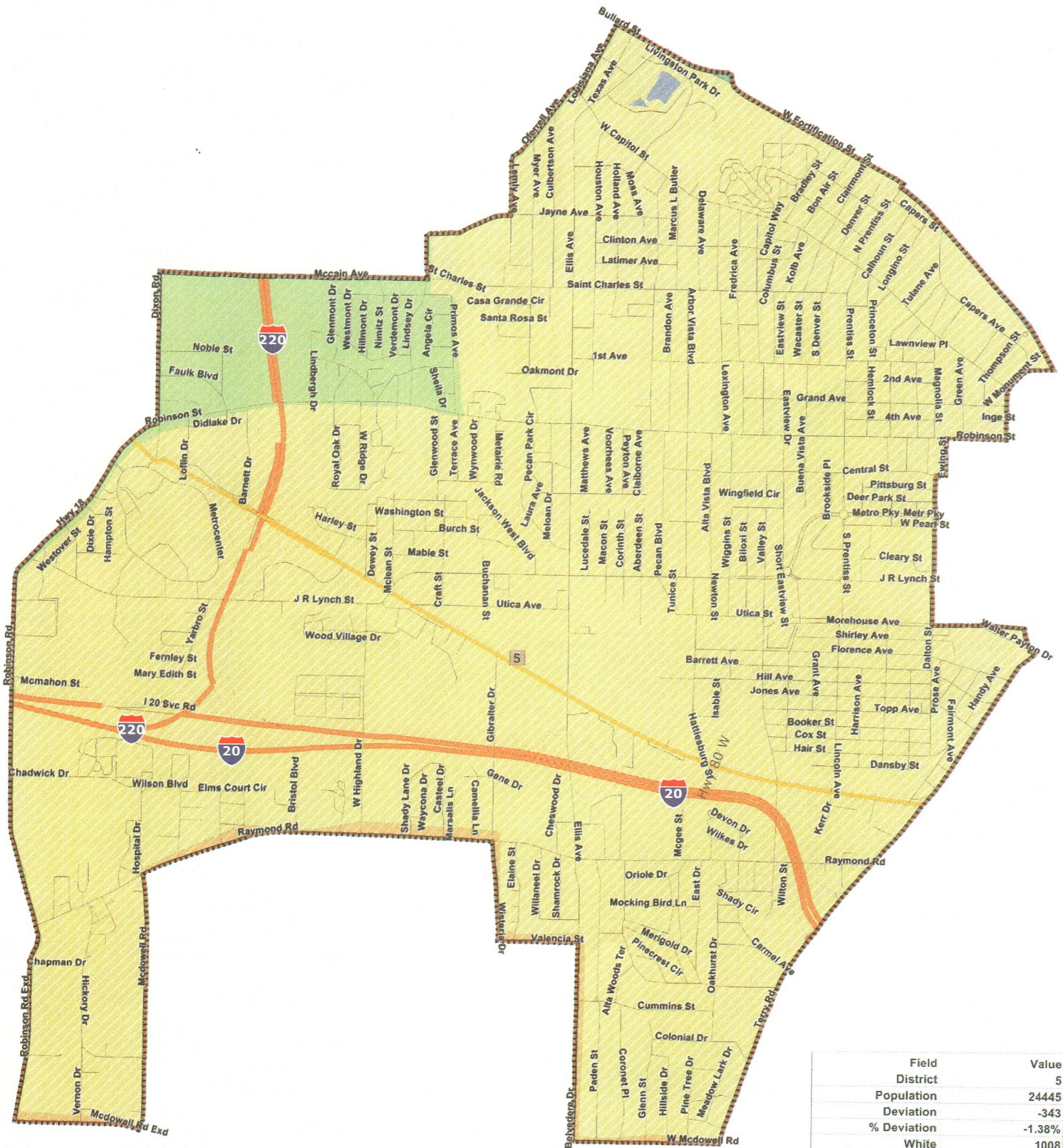
Field	Value
District	3
Population	24065
Deviation	-723
% Deviation	-2.92%
White	671
% White	2.79%
Black	23083
% Black	95.92%
18+_Pop	17671
% 18+_Pop	73.43%
18+_Wht	608
% 18+_Wht	3.44%
18+_Blk	16865
% 18+_Blk	95.44%

District: 4



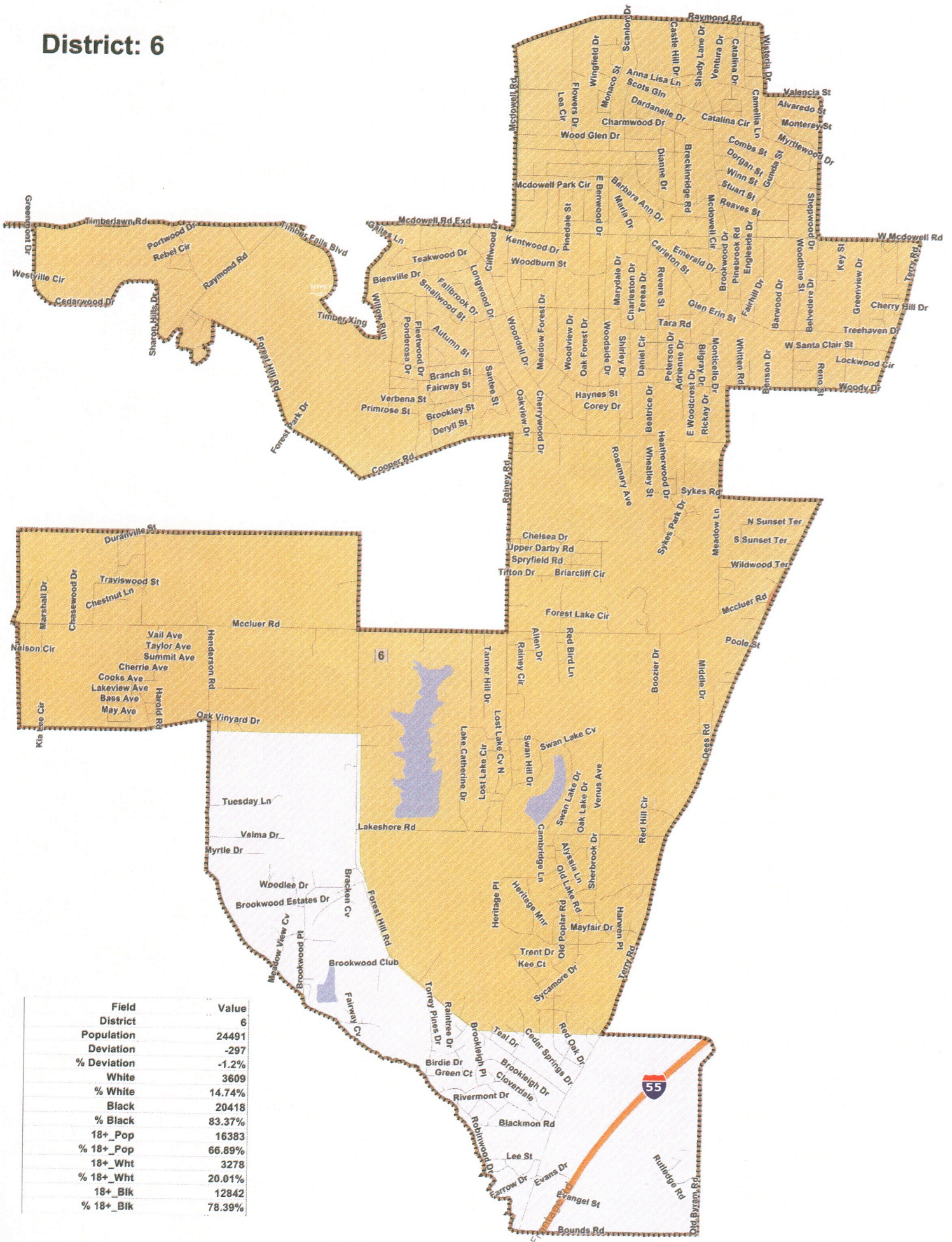
Field	Value
District	4
Population	25691
Deviation	903
% Deviation	3.64%
White	1764
% White	6.87%
Black	2348
% Black	91.15%
18+ Pop	17826
% 18+_Pop	69.39%
18+_Wht	1594
% 18+_Wht	8.94%
18+_Blk	15901

District: 5



Field	Value
District	5
Population	24445
Deviation	-343
% Deviation	-1.38%
White	1008
% White	4.12%
Black	23022
% Black	94.18%
18+ Pop	17649
% 18+ Pop	72.2%
18+_Wht	924
% 18+_Wht	5.24%
18+_Blk	16439

District: 6



Field	Value
District	6
Population	24491
Deviation	-297
% Deviation	-1.2%
White	3609
% White	14.74%
Black	20418
% Black	83.37%
18+_Pop	16383
% 18+_Pop	66.89%
18+_Wht	3278
% 18+_Wht	20.01%
18+_Blk	12842
% 18+_Blk	78.39%

